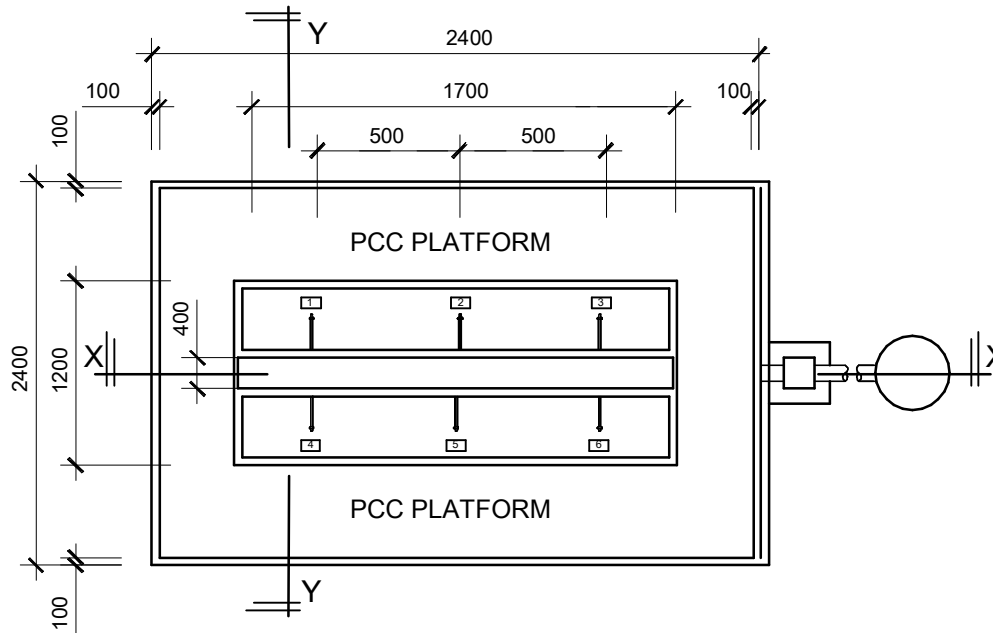
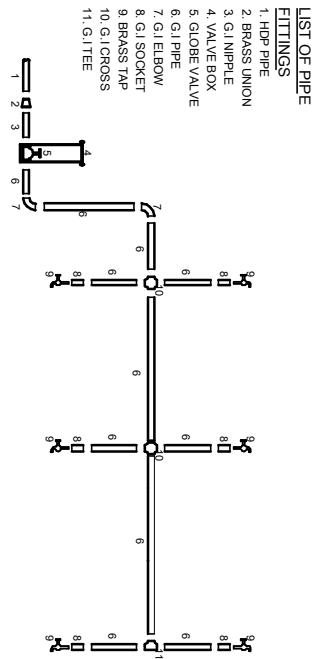
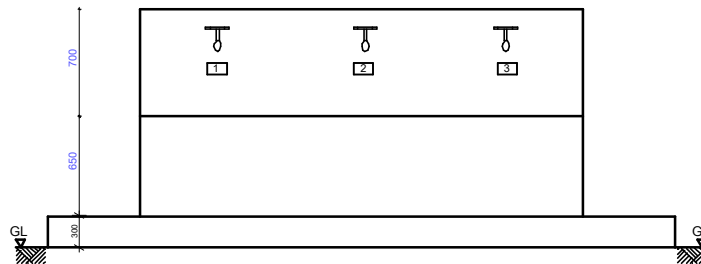


# Pipes Layout



**Plan View**



**Front View**

## NOTES

1. All dimensions are in millimetres unless otherwise stated.
2. Do NOT scale this drawing.
3. Figured dimensions to be used as they are.
4. Position of the structure to be determined on site.
5. PCC means plain cement concrete.
6. GL means Ground Level.

Rev.	By	Description	Sign	Date

### IMPLEMENTING ORGANIZATION:

ALIGHT  
CAPITAL WEST 6TH FLOOR  
LANTANA ROAD  
WESTLANDS  
NAIROBI

Client:

Scale(s) : No Scale	Date : TBC
Designed : HASSAN M DAHIR	Drawn : HASSAN M DAHIR

Project title :

SHF WASH PROJECT LOWER JUBA / SOMALIA

Drawings title :

WATER POINT OF 6 TAPS



### WATER POINT OF 6 TAPS